

MAZHARUL ULOOM COLLEGE, AMBUR

STUDENT SATISFACTION SURVEY ANALYSIS, 2023-2024

The Student Satisfaction Survey was conducted by the IQAC for the students of our college for the Academic Year 2023-2024. The IQAC randomly selected 263 Students (30% of the total students) of the College to collect the survey. The Coordinator of the IQAC was the convener for collecting Student Satisfaction Survey. Dr. R. Jothilakshmi, Criterion II convener analyzed the Student Satisfaction Survey collected from the students. The questionnaires were sent to the students through mail.

94.3% of the UG students, 0.8% of the PG students and 0.4% of M.Phil and Ph.D. scholars have responded to the survey. From among the respondents 52.5% of the students were from Commerce stream, 33.5% were from Science stream, 11% were from Arts stream and 0.8% were from Professional stream.

A well structured objective type questionnaire was prepared by the IQAC comprising of 20 questions with 1 descriptive question. The questions regarding the Teacher's ability to conduct classes and cover syllabus, communication skill of the teacher, fairness in conducting and evaluating of Internal Examination, usage of ICT in the classes, opportunities for the students to learn and grow and descriptive question asking for suggestions for developing teaching learning process were asked.

Responses from the Students:

- About 71.4% of the students said that the syllabus was covered fully in the classes.
- About 88.6% of the students said that the teachers prepared well for the classes.
- About 77.6% of the students said that the teachers are able to communicate effectively.
- About 65.8% of the students said that the teacher's approach to teaching is very good.
- About 76.8% of the students said that the internal evaluation process is very fair.

- About 79.5% of the students said that the teachers inform them about the expected competencies, course and programme outcomes.
- About 81.3% of the students said that the teachers illustrate the concept with example and application.
- About 85.9% of the students said that the teachers identify the students strength and encourage them.
- About 76.1% of the students said that the teachers identify their weakness and help them to overcome it.
- About 76.8% of the students said that the teachers motivate them to participate in extra curricular activities.
- About 65.8% of the students said that the teachers use ICT tools for teaching.
- About 81% of the students said that the teachers teach them soft skills, life skills, employability skills to be prepared for the job market.
- About 75.3% of the students said that the teaching and mentoring system in the institution is facilitating them in cognitive, social and emotional growth.
- About 76.4% of the students said that the institution gives them opportunity to learn and grow.
- About 79.8% of the students agreed that teaching learning process in the institution is good.
- About 77.6% of the students said that the institution makes efforts to engage students in monitoring, review and continuous quality improvement of teaching learning process.
- About 79.9% of the students said that the teachers use student centric methods to enhance learning experience of the students.

- About 81% of the students said that performance in assignments were discussed with them.

As per the suggestions of the students it is clear that more concentration is needed on placement opportunity for the students. Also employability skills and communication skills has to be developed in students for their upgradation. Students have also appreciated the teaching methods of the faculties.

Action Taken:

The Criterion II members and IQAC discussed about the result of the survey. All stakeholders were requested to give their suggestions to improve Teaching Learning Processes for the next academic year 2024-2025. More Career guidance and placement programs has been conducted and planning to organize placement drive in the campus. The Faculty members are using ICT tools for conducting classes and their effectiveness in usage of ICT has increased vastly, they are exploring further to give best experience to the students in the learning process. The Faculty members are also motivated to incorporate more student centric methods in teaching and make the students competitive and exemplary in all spheres of their life.

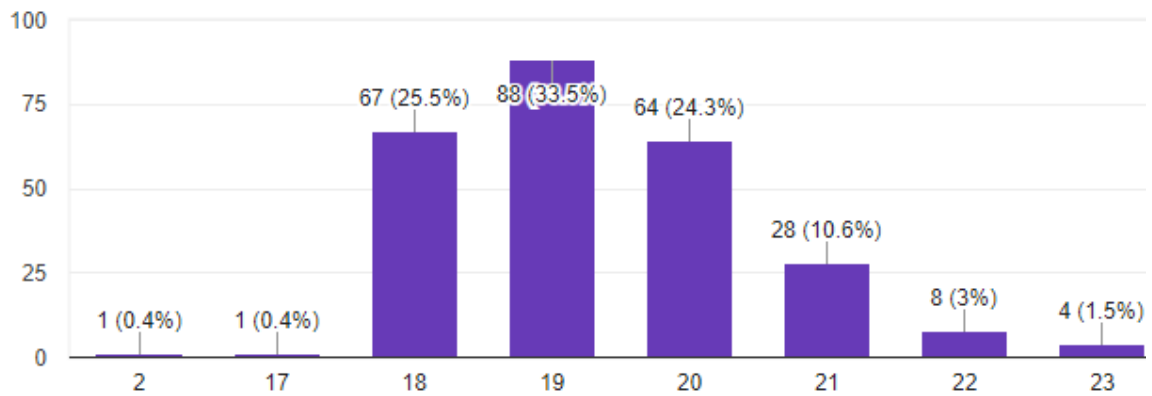

09/12/24
PRINCIPAL
PRINCIPAL
MAZHARUL ULOOM COLLEGE
AMBUR-635 802. Vellore Dist

SSS ANALYSIS 2023-2024

CHARTS BASED ON BASIC INFORMATION OF STUDENTS

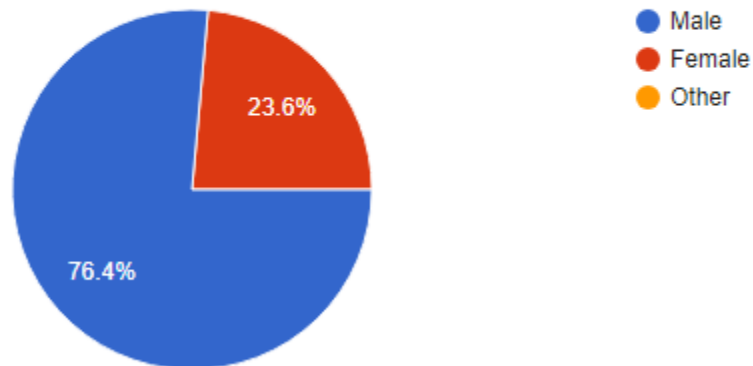
Age

263 responses



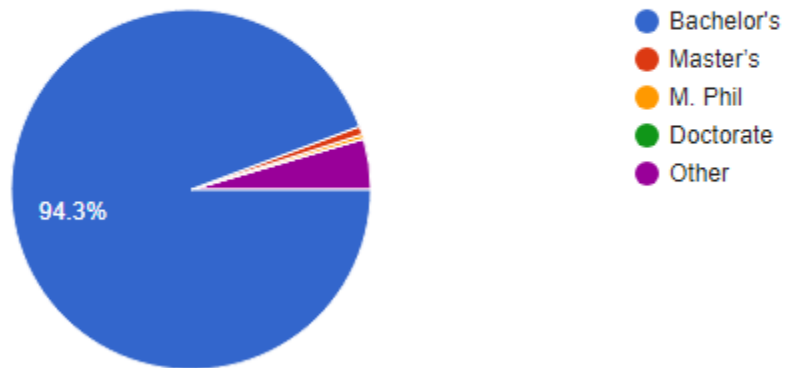
Gender

263 responses



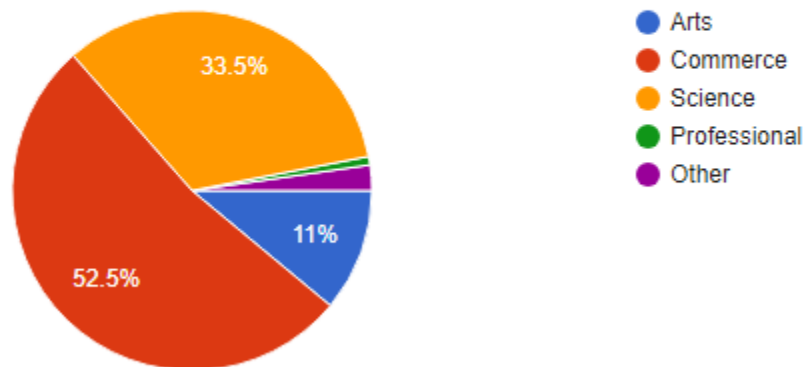
What degree program you are pursuing now or pursued last year

263 responses



What subject area are you currently pursuing or pursued last year?

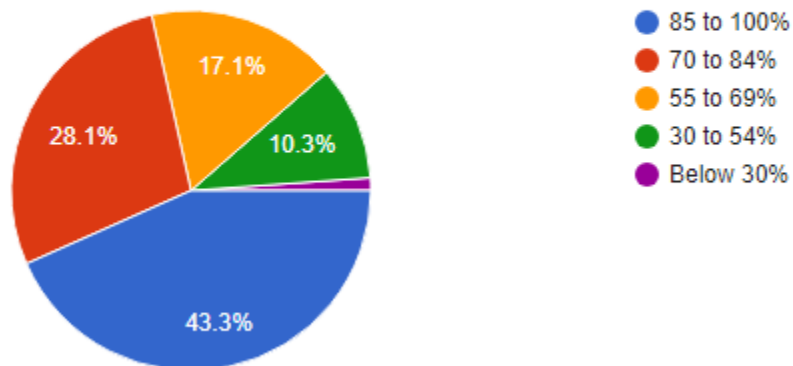
263 responses



CHARTS BASED ON CRITERION II TEACHING-LEARNING & EVALUATION PROCESS

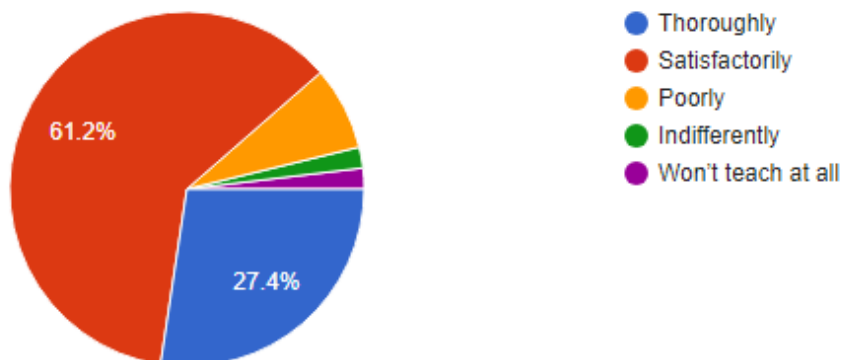
1. How much of the syllabus was covered in the class?

263 responses



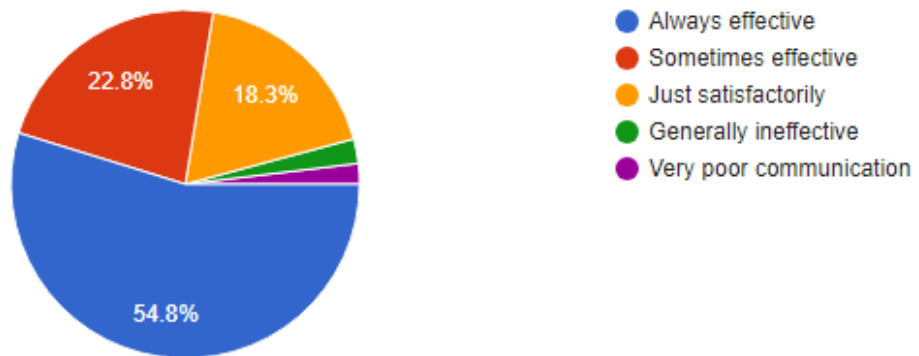
2. How well did the teachers prepare for the classes ?

263 responses



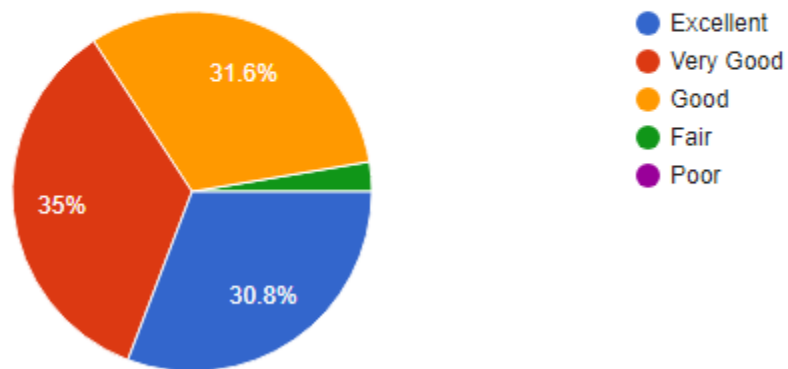
3. How well were the teachers able to communicate?

263 responses



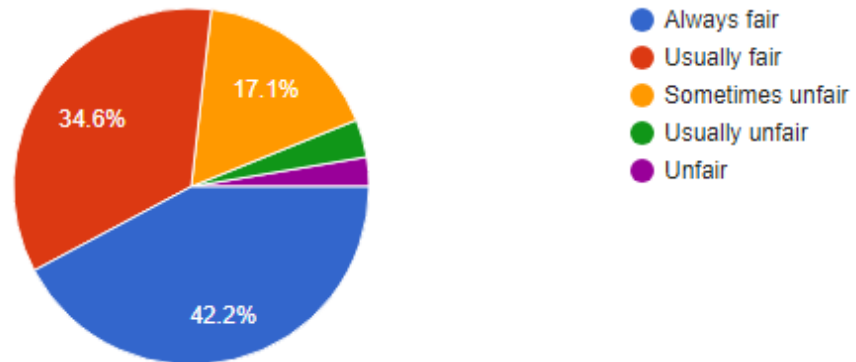
4. The teacher's approach to teaching can best be described as

263 responses



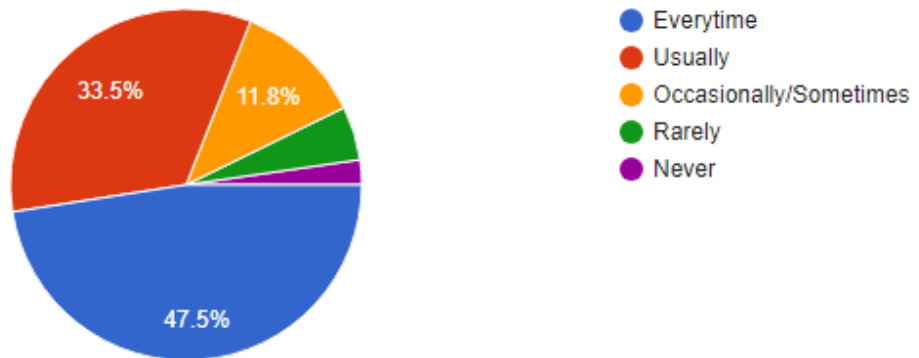
5. Fairness of the internal evaluation process by the teachers.

263 responses



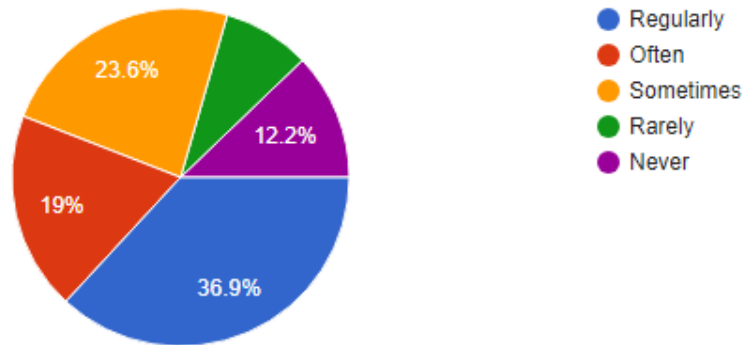
6. Was your performance in assignments discussed with you?

263 responses



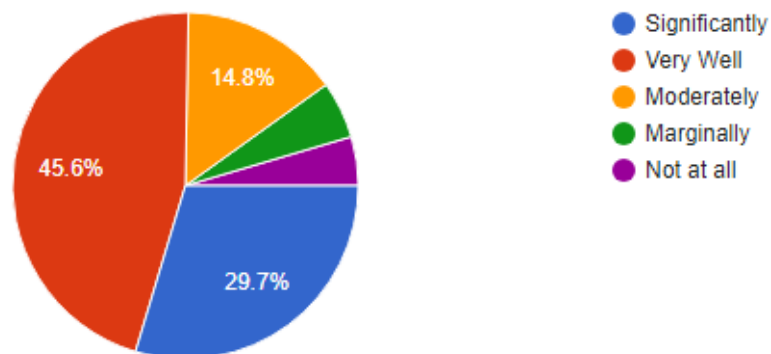
7. The institute takes active interest in promoting internship, student exchange, field visit opportunities for students.

263 responses



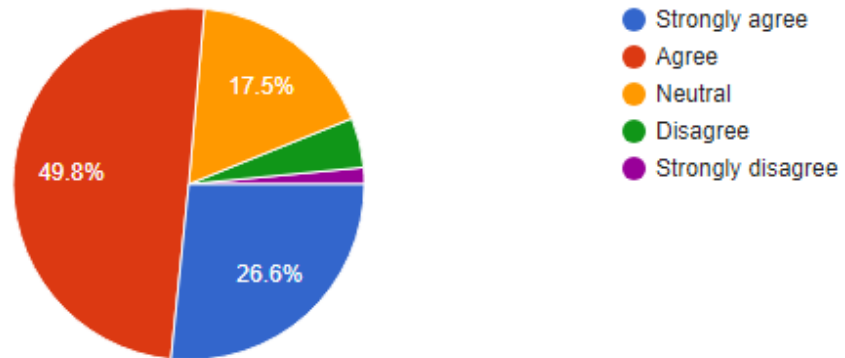
8. The teaching and mentoring process in your institution facilitates you in cognitive, social and emotional growth.

263 responses



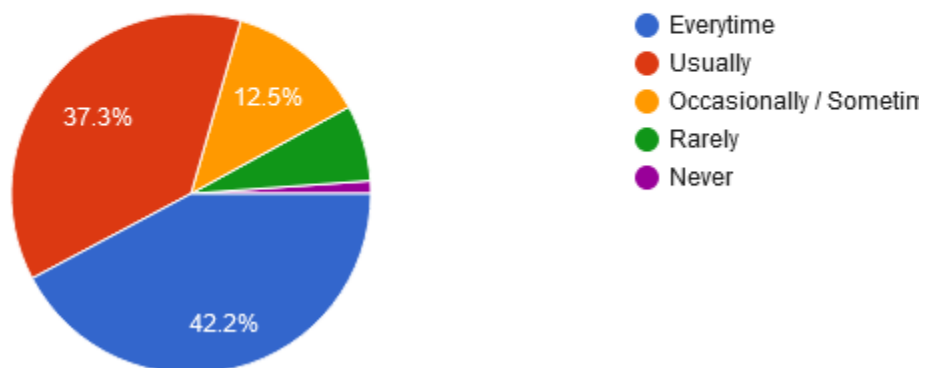
9. The institution provides multiple opportunities to learn and grow.

263 responses



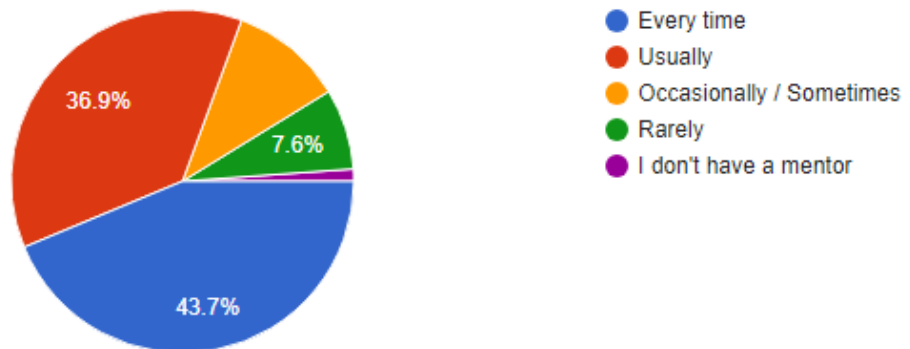
10. Teachers inform you about your expected competencies, course outcomes and programme outcomes

263 responses



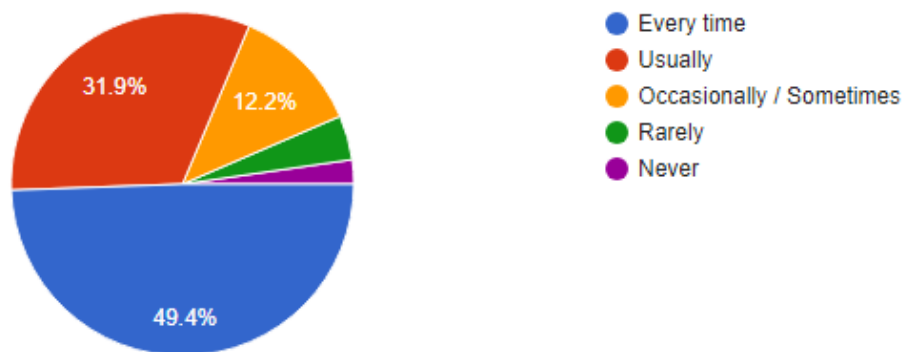
11. Your mentor does a necessary follow-up with an assigned task to you.

263 responses



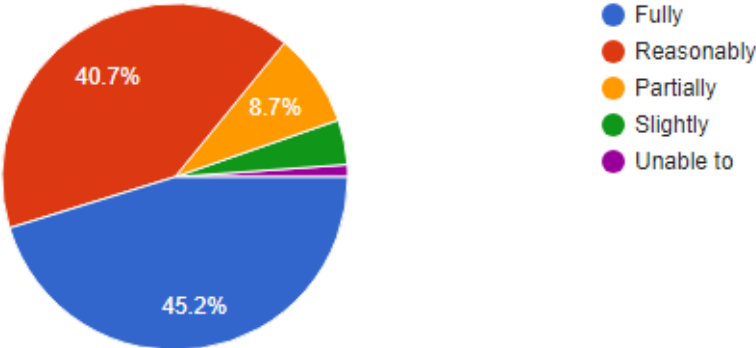
12. The teachers illustrate the concepts through examples and applications.

263 responses



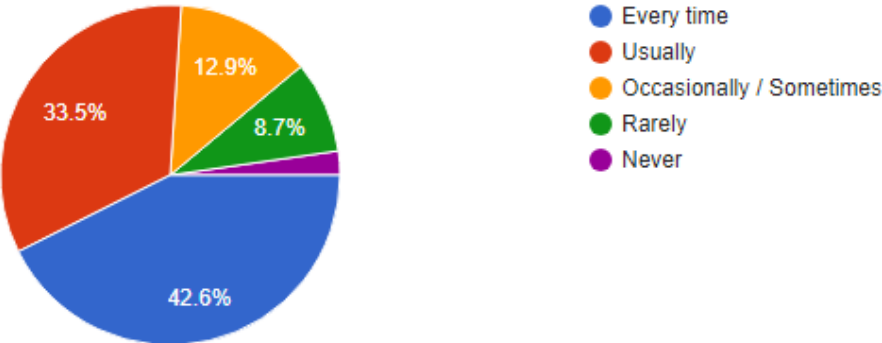
13. The teachers identify your strengths and encourage you with providing right level of challenges.

263 responses



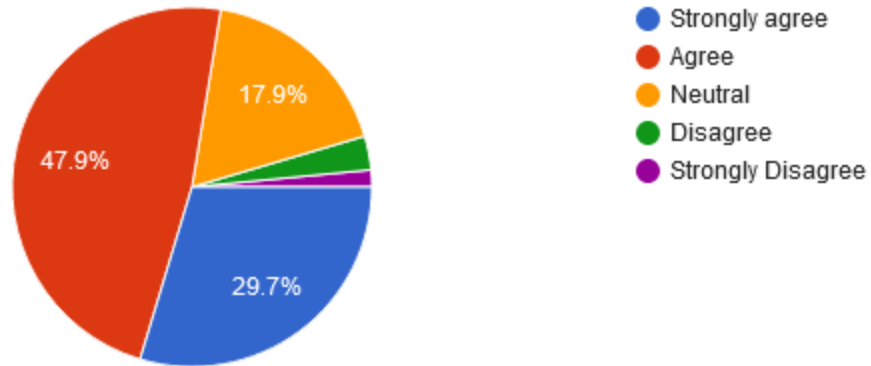
14. Teachers are able to identify your weaknesses and help you to overcome them.

263 responses



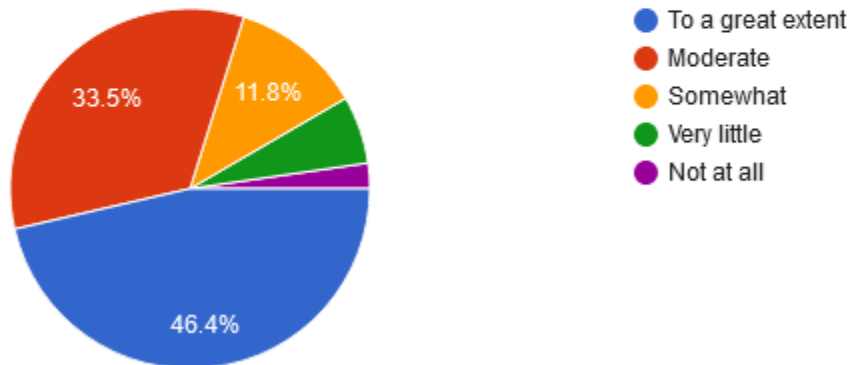
15. The institution makes effort to engage students in the monitoring, review and continuous quality improvement of the teaching learning process.

263 responses



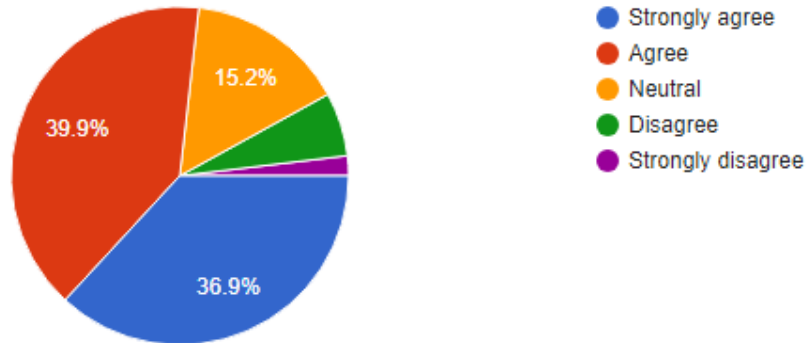
16. The institute/ teachers use student centric methods, such as experiential learning, participative learning and problem solving methodologies for enhancing learning experiences.

263 responses



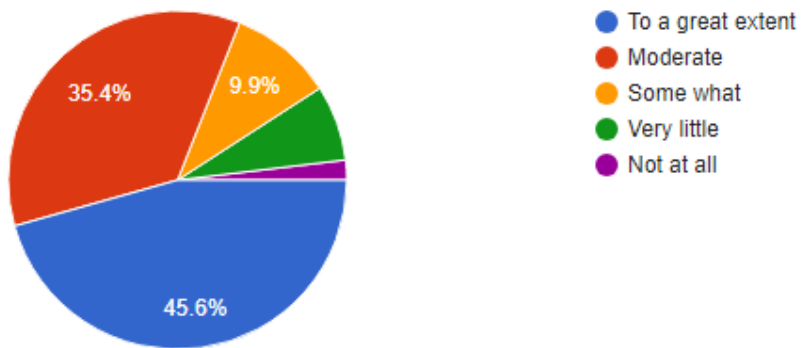
17. Teachers encourage you to participate in extracurricular activities.

263 responses



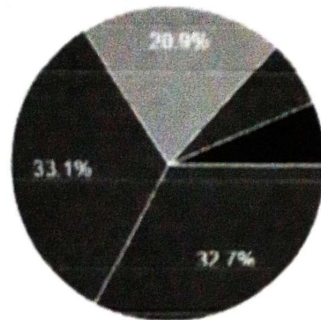
18. Efforts are made by the institute/ teachers to inculcate soft skills, life skills and employability skills to make you ready for the world of work.

263 responses



19. What percentage of teachers use ICT tools, such as LCD projector, Multimedia, etc. while teaching.

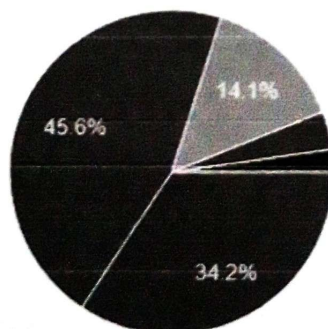
263 responses



- Above 90%
- 70 - 89%
- 50 - 69%
- 30 - 49%
- Below 29%

20. The overall quality of teaching-learning process in your institute is very good.

263 responses



- Strongly agree
- Agree
- Neutral
- Disagree
- Strongly disagree

PRINCIPAL
MAZHARUL ULOOM COLLEGE
AMBUR-635 802 Vellore Dist